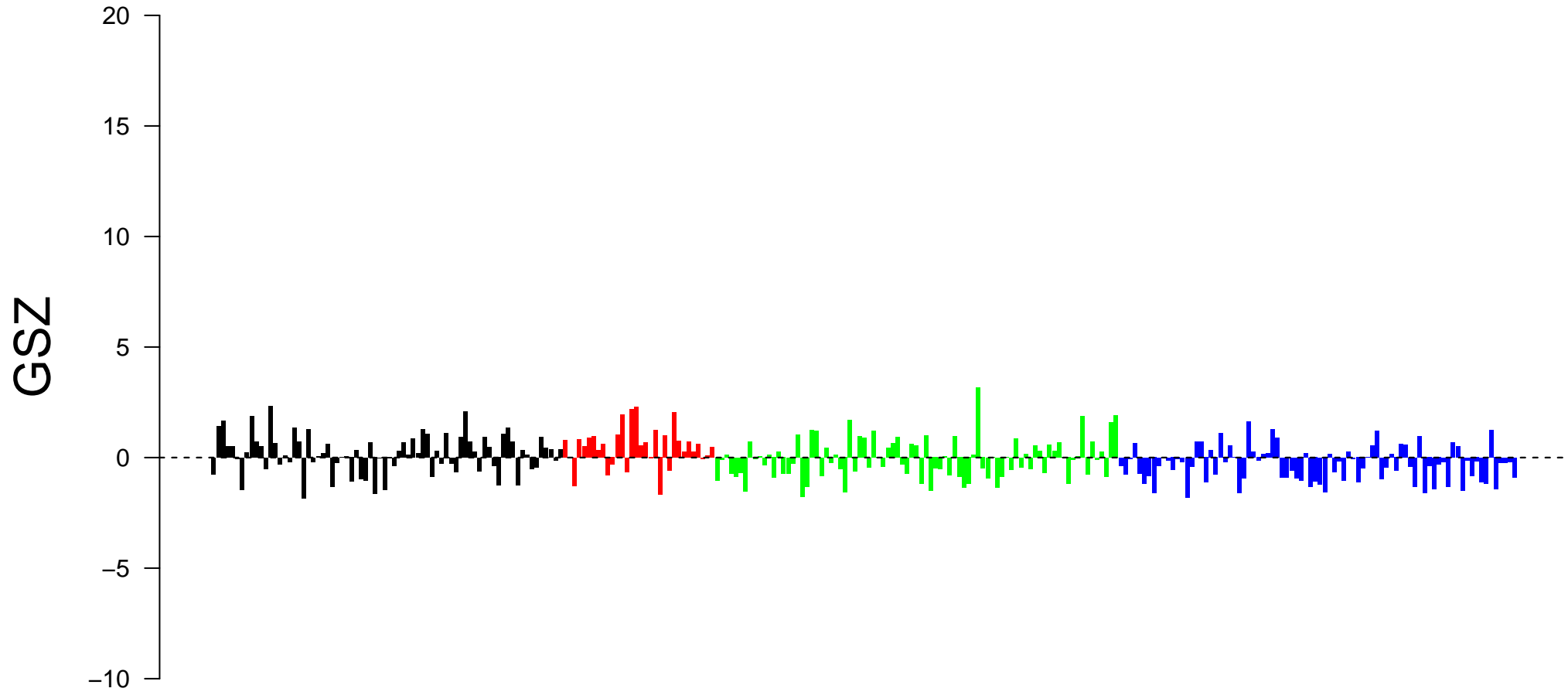
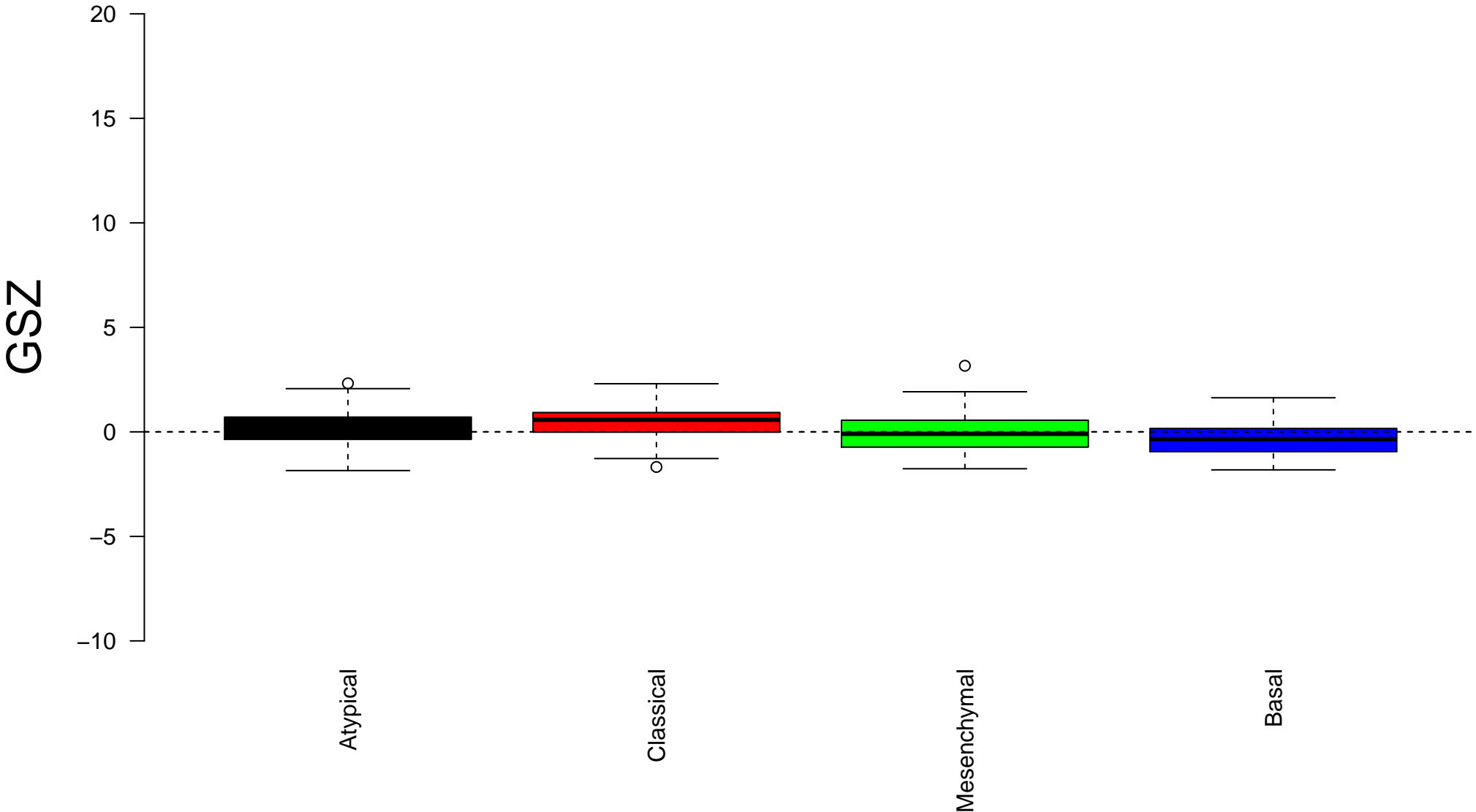


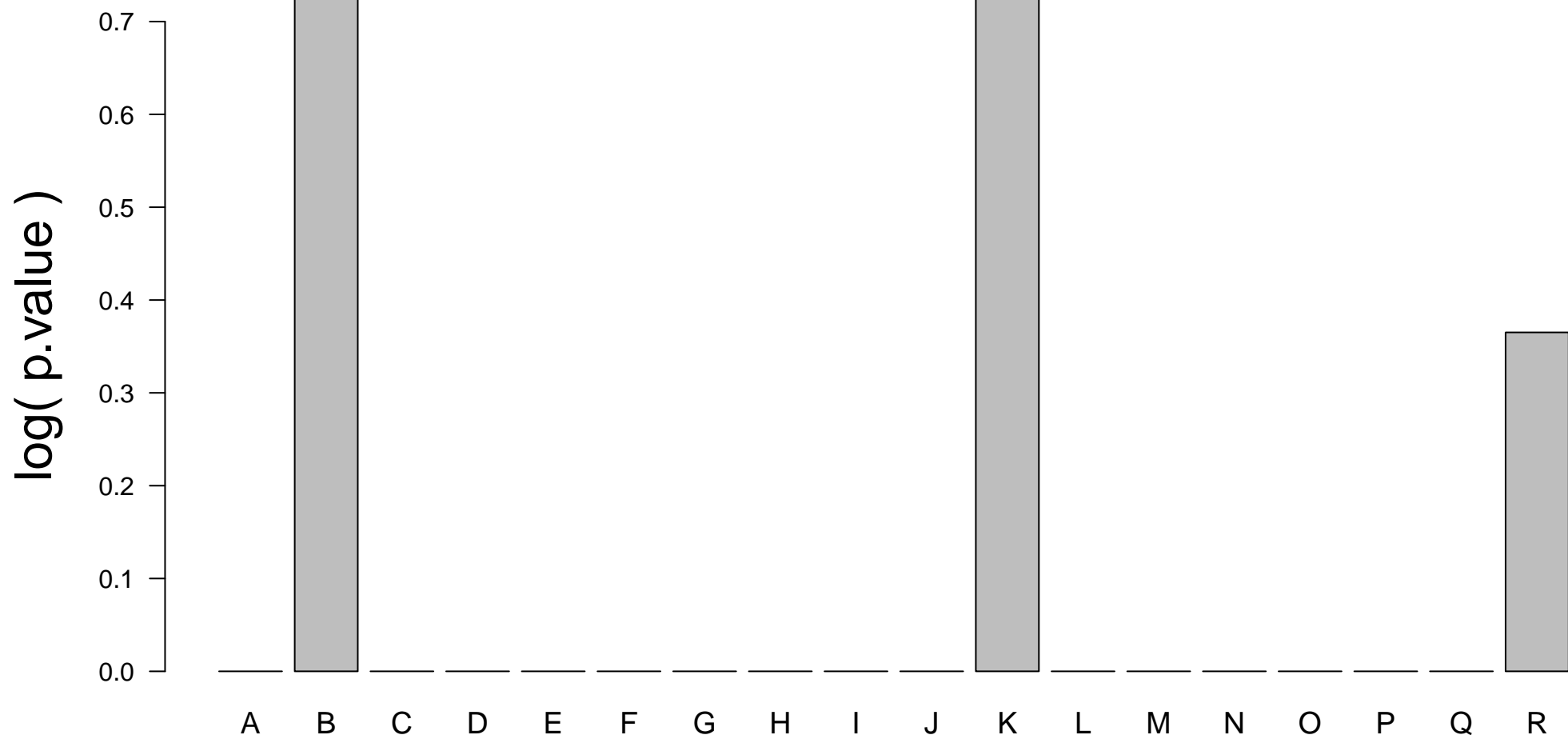
pericentriolar material



pericentriolar material



Enrichment in spots: pericentriolar material



Expression of pericentriolar material in Spot A

Δe

1.0

0.5

0.0


-0.5



Expression of pericentriolar material in Spot B

Δe

1.0
0.5
0.0
-0.5



Expression of pericentriolar material in Spot C

Δe

1.0

0.5

0.0

-0.5



Expression of pericentriolar material in Spot D

Δe

1.0


0.5

0.0

-0.5



Expression of pericentriolar material in Spot E



Expression of pericentriolar material in Spot F


Δe

1.0

0.5

0.0

-0.5



Expression of pericentriolar material in Spot G

Δe

1.0

0.5

0.0

-0.5



Expression of pericentriolar material in Spot H

Δe

1.0

0.5

0.0

-0.5



Expression of pericentriolar material in Spot I

Δe

1.0

0.5

0.0

-0.5



Expression of pericentriolar material in Spot J

Δe

1.0

0.5

0.0

-0.5



Expression of pericentriolar material in Spot K

Δe

1.0
0.5
0.0
-0.5



Expression of pericentriolar material in Spot L

Δe

1.0

0.5

0.0

-0.5



Expression of pericentriolar material in Spot M

Δe

1.0

0.5

0.0

-0.5



Expression of pericentriolar material in Spot N


Δe

1.0

0.5

0.0

-0.5



Expression of pericentriolar material in Spot O

Δe

1.0

0.5

0.0

-0.5



Expression of pericentriolar material in Spot P

Δe

1.0

0.5

0.0

-0.5



Expression of pericentriolar material in Spot Q

Δe

1.0

0.5

0.0

-0.5



Expression of pericentriolar material in Spot R

Δe

1.0

0.5

0.0

-0.5

